

HA-010 The slim inserts


250V 16A 10+



Inserts

Hoods/Housings: size 10A, please find the details on page 15-17~15-18.1.

Screw terminal



Insert	Designation	Order No.
Male	HA-010-M	121 010 011 0001
Female	HA-010-F	121 010 021 0001
Male	HA-010-M/B ¹⁾	121 010 011 0503
Female	HA-010-F/B ¹⁾	121 010 021 0503

1) /B stands for wiring with cable protecting(details see page 00-09)

Crimp terminal

Order crimp contacts separately



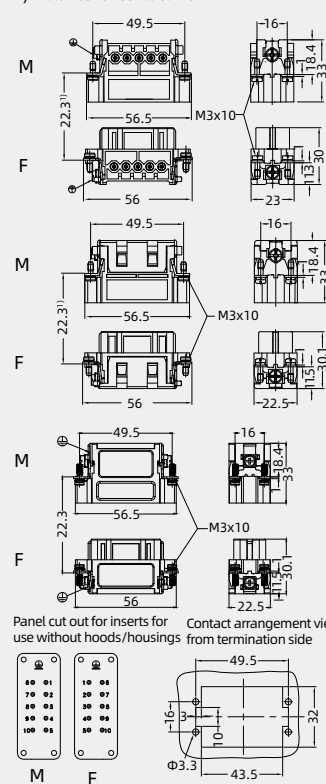
Insert	Designation	Order No.
Male	HA-010-MC	121 010 010 0001
Female	HA-010-FC	121 010 020 0001

Spring terminal, See P00-14 for the structural characteristics of spring.



Insert	Designation	Order No.
Male	HA-010-MS	121 010 012 0001
Female	HA-010-FS	121 010 022 0001

1) Distance for contact max. 24 mm



Crimp contacts

Crimp contacts 16A

Contact resistance ≤ 1mΩ silver plated



gold plated



Male	Order No.	Female	Order No.
CESM-0.37	101 019 110 0301	CESF-0.37	101 019 120 0301
CESM-0.50	101 019 110 0401	CESF-0.50	101 019 120 0401
CESM-0.75	101 019 110 0601	CESF-0.75	101 019 120 0601
CESM-1.0	101 019 110 0801	CESF-1.0	101 019 120 0801
CESM-1.5	101 019 110 0901	CESF-1.5	101 019 120 0901
CESM-2.5	101 019 110 1001	CESF-2.5	101 019 120 1001
CESM-3.0	101 019 110 1101	CESF-3.0	101 019 120 1101
CESM-4.0	101 019 110 1201	CESF-4.0	101 019 120 1201
CEGM-0.37	101 019 210 0301	CEGF-0.37	101 019 220 0301
CEGM-0.50	101 019 210 0401	CEGF-0.50	101 019 220 0401
CEGM-0.75	101 019 210 0601	CEGF-0.75	101 019 220 0601
CEGM-1.0	101 019 210 0801	CEGF-1.0	101 019 220 0801
CEGM-1.5	101 019 210 0901	CEGF-1.5	101 019 220 0901
CEGM-2.5	101 019 210 1001	CEGF-2.5	101 019 220 1001
CEGM-3.0	101 019 210 1101	CEGF-3.0	101 019 220 1101
CEGM-4.0	101 019 210 1201	CEGF-4.0	101 019 220 1201

More crimp contacts 16A see P13-04.

Tools

Crimping tool



Contact removal tool

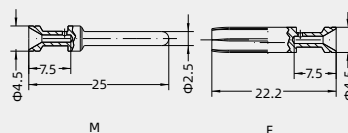


Wire gauge	Designation	Order No.
0.14-4mm ²	TL02G	198 001 001 0011

Wire gauge: 0.14-0.37mm² please select TL02 Crimping tool.

Application	Designation	Order No.
for crimp contacts 16A	TL01	198 001 000 0002

More tools detail please find the page 32-03~32-06.



Identification	Wire gauge	Stripping length	
no groove	0.14-0.37 mm ²	AWG 26-22	7.5mm
no groove	0.5 mm ²	AWG 20	7.5mm
1 groove	0.75 mm ²	AWG 18	7.5mm
1 groove	1 mm ²	AWG 18	7.5mm
2 grooves	1.5 mm ²	AWG 16	7.5mm
3 grooves	2.5 mm ²	AWG 14	7.5mm
wide groove	3 mm ²	AWG 12	7.5mm
no groove	4 mm ²	AWG 12	7.5mm

When the wire gauge is less than 0.75mm², it's better to use the auxiliary pin assembly tool TL15.

Notes: The tools for crimp terminal may influence the product quality and stability. Please select the tools recognized by our company.